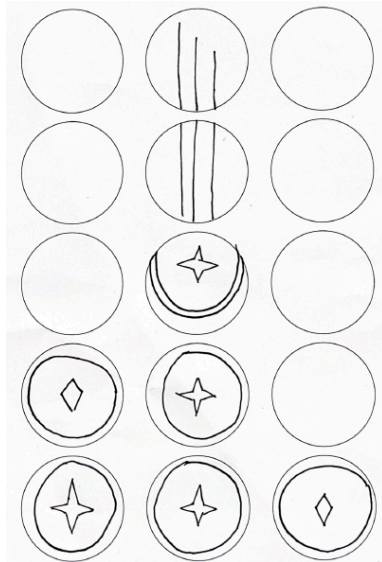


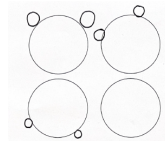
### 30 Circles Documentation

Hubert & Ronal

We thought of combining the drawings and incorporating them into a T-shirt design. It is supposed to look like a Connect Four board that includes all the images we've drawn. The base is Hubert's drawings since it has the main Connect Four pieces. The following is the main image of reference that acts as the base for the rest of the design.



The top left has a more prominent drawing of the water molecules from the initial sketch.




For Ronal's drawing which is supposed to look like an inverted bowl viewed from the top, we started with an image of a bowl and a pair of eyes and an arrow that points downwards from the eyes to represent the perspective.

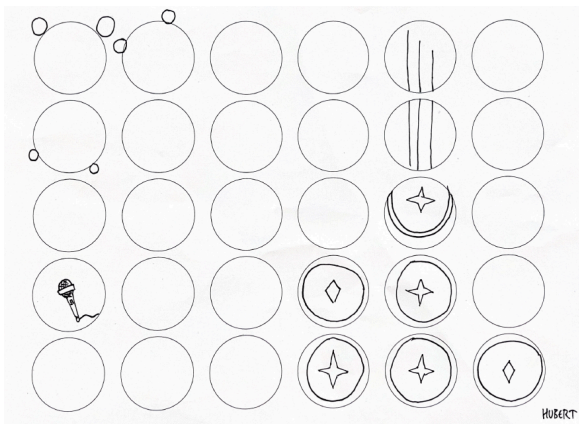


However we got a more creative way to depict it using the circular grid. We depicted the bowl from 3 different angles: top, front, and inverted top. It wasn't very clear what they were meant to be so we added a microphone inside the bowl, another image featured in Hubert's drawing, to better depict the perspective.


Two of the spaces of the board act as displays for the digital clock in Ronal's drawings. For the muffin design, we added a "muffin time" text and arrows that point from the time display to the text to the cupcake. The text was later changed to a single analog clock with the 4 and 6 hours of the clock replaced by muffins. Similarly, two spaces were used as lenses for the glasses that contained the cupcake and the train in Ronal's original 5 minute doodle. In the design, these images are separate and have their own color identity.



At the bottom left, the train runs behind the board sort of like a far away perspective, coming closer. The final design is supposed to be an abstract image of all the sketches. We decided to go with the light blue color for the T-shirt since this color best compliments the design. The front of the T-shirt has a single Connect Four piece for the logo and the back has the entire main design. The final result looks as follows:



+



=



The class title “Creating” (with different punctuations) acts as little engravings near the bottom of the board.